

NOMAD PASSPORT INDEX 2025



[NOMADCAPITALIST.COM](https://nomadcapitalist.com)

**NOMAD
CAPITALIST**

ABOUT NOMAD CAPITALIST

**GO WHERE
YOU'RE
TREATED
BEST[®]**

– ANDREW HENDERSON

Nomad Capitalist is a boutique tax and immigration consultancy for high-net-worth individuals who want more freedom, less tax and a stable, global lifestyle.

Founded in 2012 by perpetual traveller and serial entrepreneur Andrew Henderson, the firm helps six- and seven-figure clients legally reduce their tax burden, obtain second citizenship and build international wealth strategies.

Frustrated by the lack of clear, results-driven advice, Andrew Henderson created the company he wished existed – a one-stop-shop for modern entrepreneurs seeking to go where they're treated best.

Today, he's the author of the best-selling Nomad Capitalist book, and his advice reaches more than six million viewers annually through articles, videos and client consultations that cut through the noise to deliver real-world strategies.

IRELAND

THIS YEAR'S  **HIGHEST RANKING PASSPORT**



ABOUT THIS INDEX


THE NINTH ANNUAL EDITION OF *THE NOMAD CAPITALIST PASSPORT INDEX*

The *Nomad Passport Index* was designed to educate aspiring global citizens about the true value of the world's citizenships.

While most indices – and most people – think of a passport only in terms of travel privileges, we understand that citizens of different countries deal with very different requirements to pay tax, live freely, comply with regulations and avoid scrutiny when travelling.

In that regard, the number of countries a passport holder may visit does not tell the whole story.

The *Nomad Passport Index* speaks to those seeking personal freedom and financial prosperity in a changing world, offering a deeper analysis of the true value of each passport.



PURPOSE

To Debate:

We wish to open up debate on topics like freedom of travel, borders, visas, citizenship rights and other key policy areas like immigration and taxation.

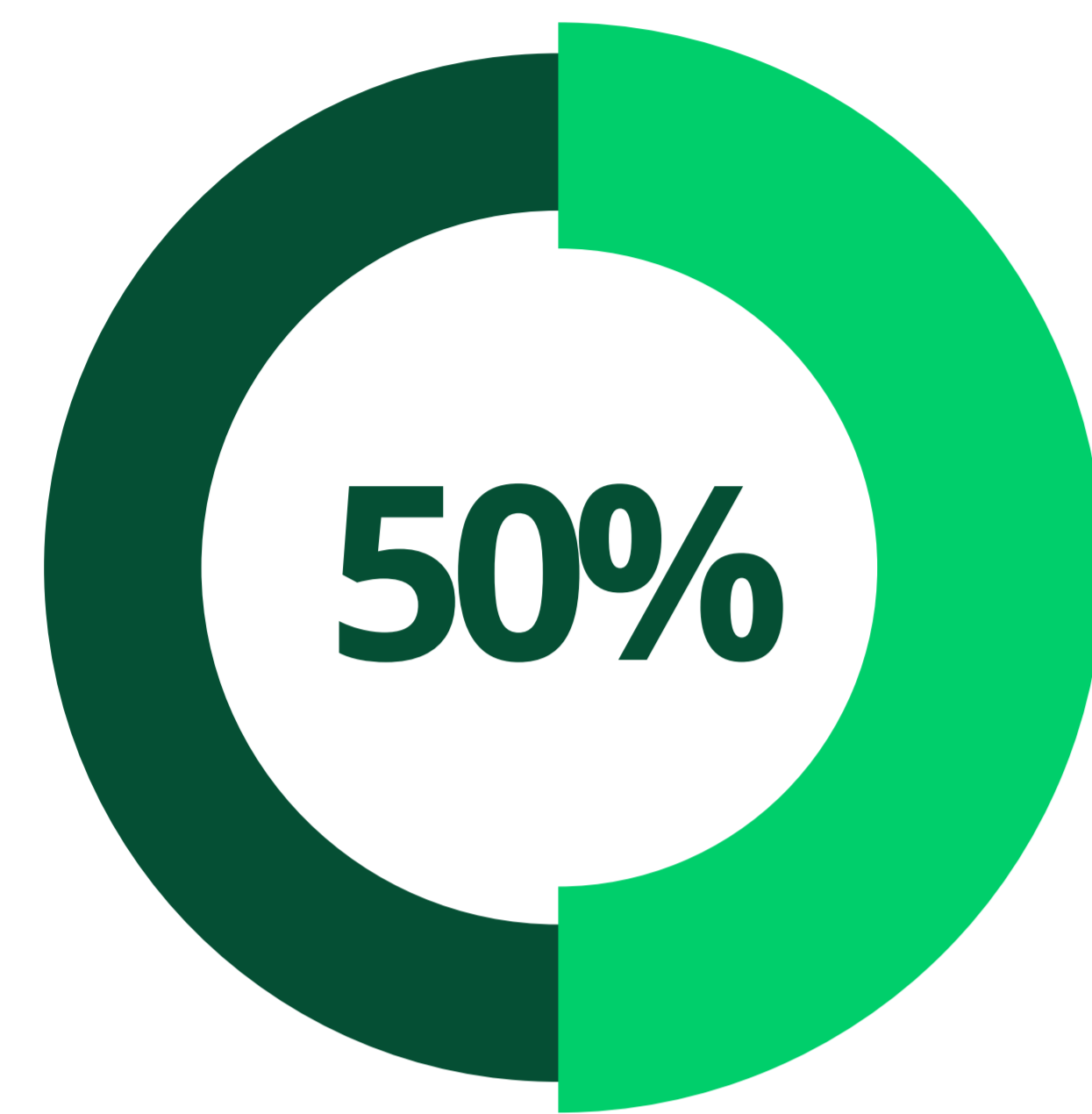
To Educate:

A passport is more than a travel document – it helps form our identity. We aim to show how a second citizenship can be truly empowering through removing restrictions, expanding your freedom and unlocking a world of new opportunities.

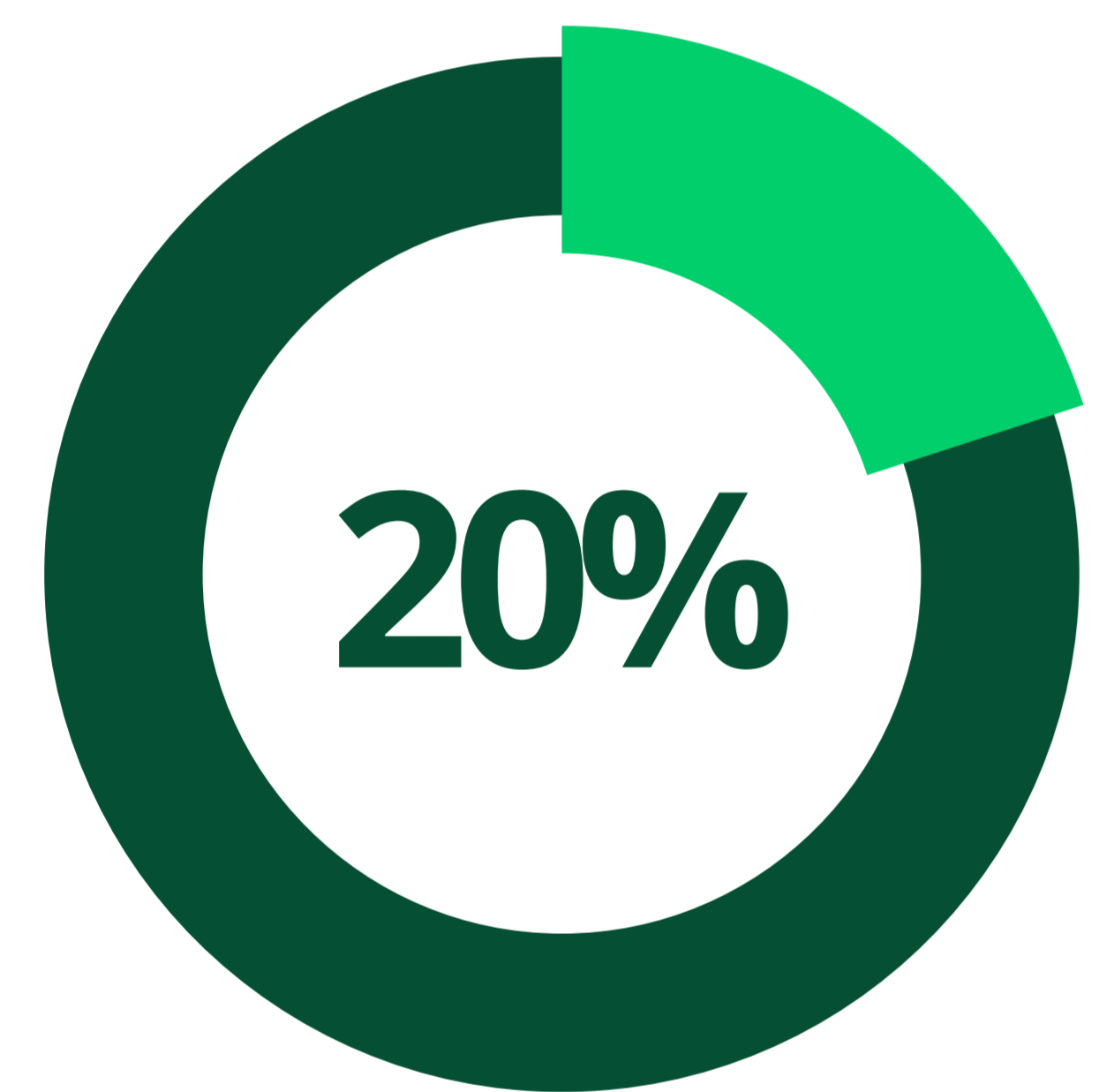
To Elevate:

Having a second citizenship lets you transcend boundaries. It enhances your freedom to travel, work and do business while providing peace of mind in a volatile world.

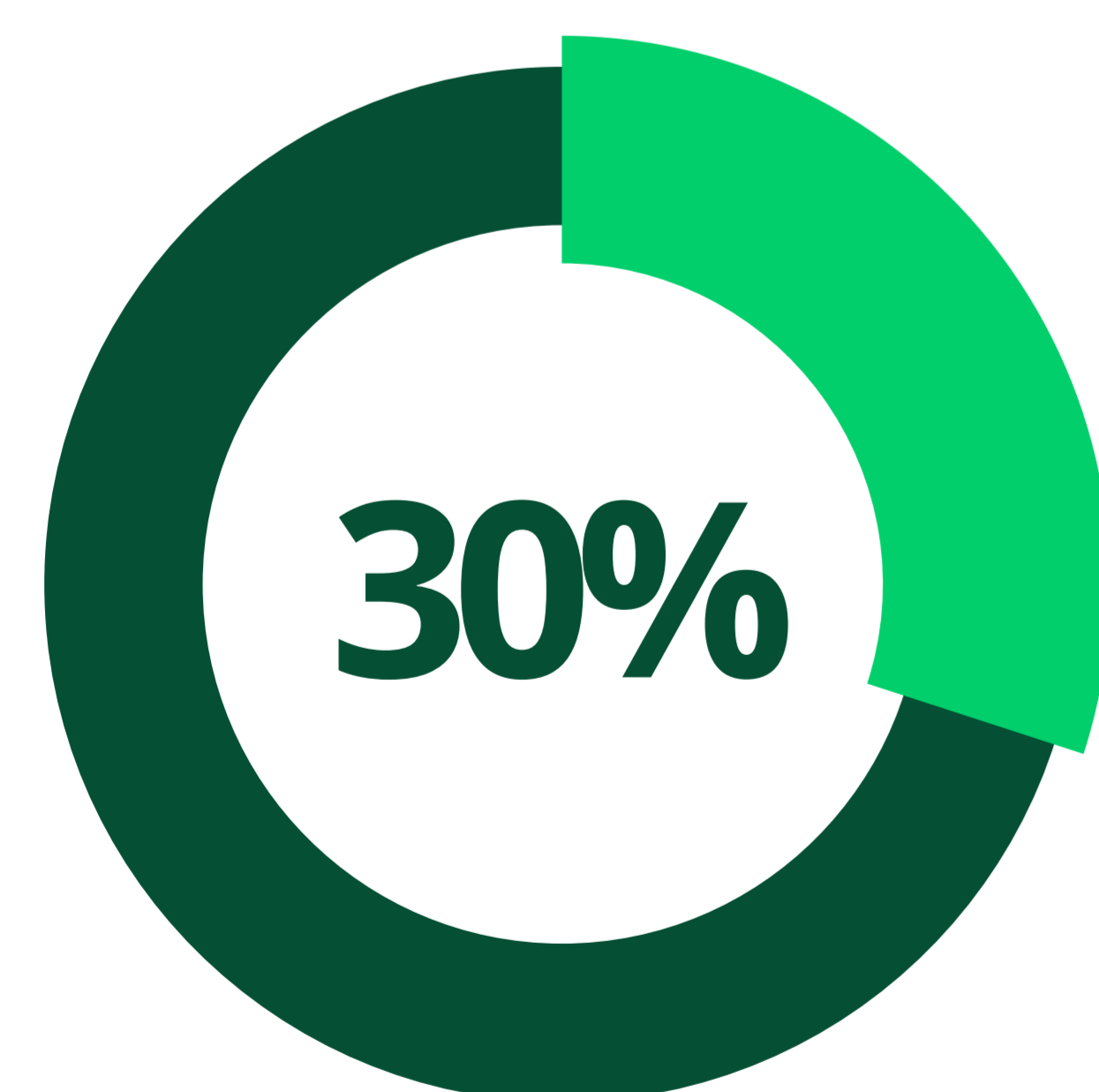
INDEX METHODOLOGY



VISA-FREE TRAVEL



TAXATION OF CITIZENS



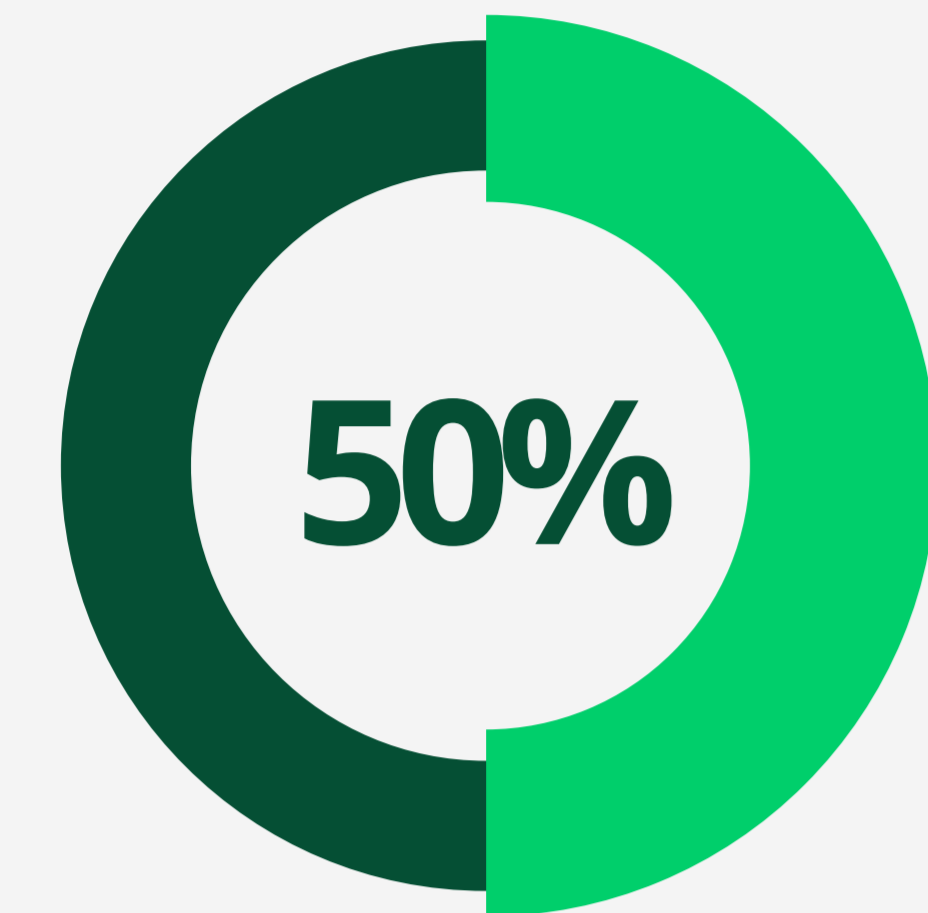
PERCEPTION, DUAL
CITIZENSHIP, FREEDOM

THIS INDEX RANKS PASSPORTS ON FIVE FACTORS:

1. Visa-Free Travel ----- **50%**
2. Taxation of Citizens ----- **20%**
3. Perception ----- **10%**
4. Dual Citizenship ----- **10%**
5. Personal Freedom ----- **10%**

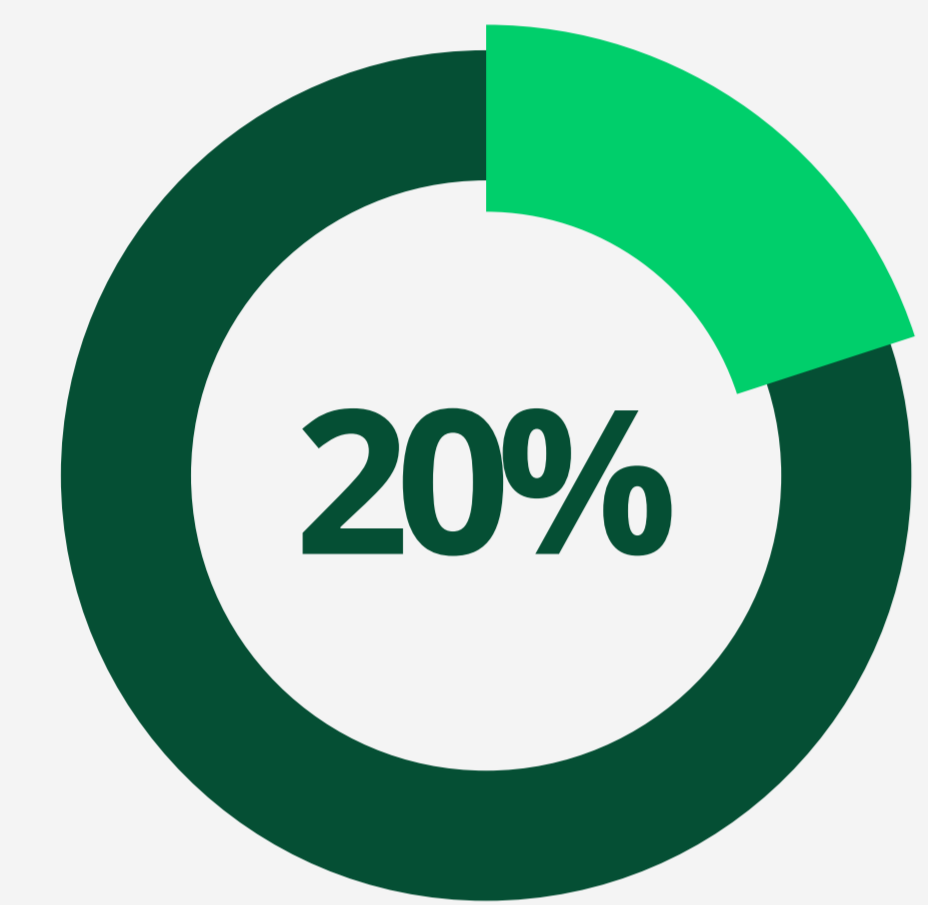
The Index is the result of aggregating data from nearly twenty unique sources and based on priorities that Nomad Capitalist believes are important to citizens and potential citizens of each given country.

HOW WE RANK PASSPORTS



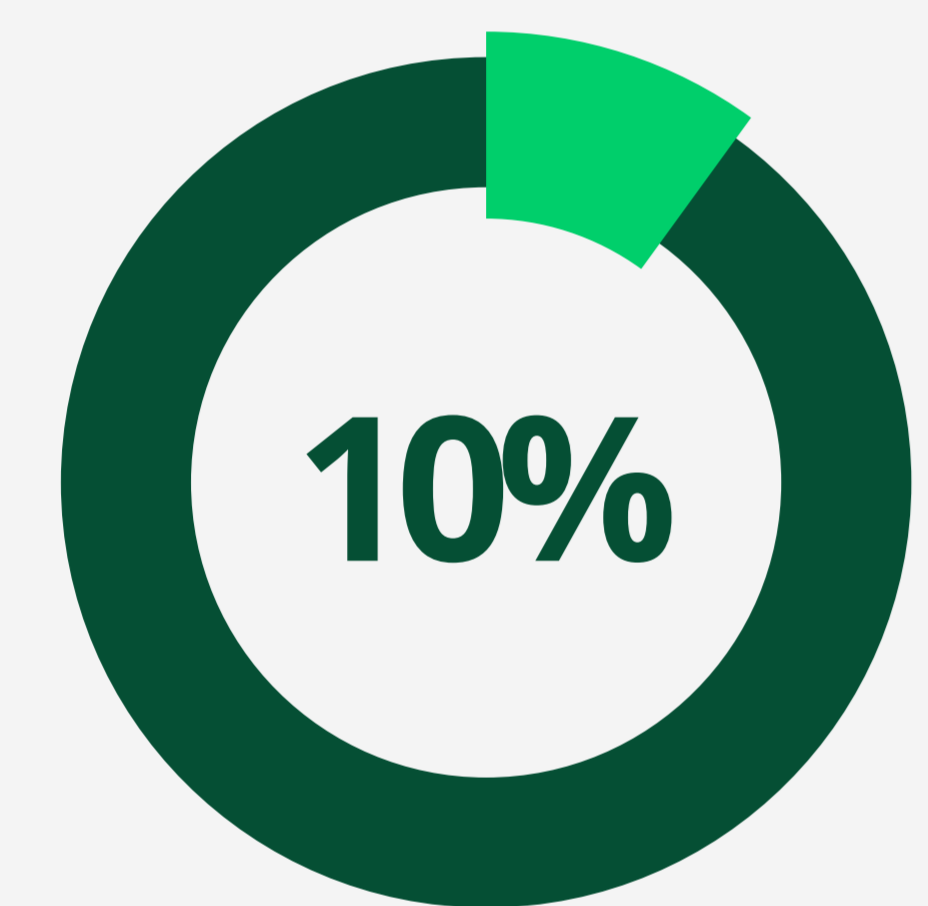
TRAVEL

We relied on government data from 199 passport-issuing countries and territories, combined with real-time intelligence and proprietary research. This factor includes a MobilityScore (MS) measuring ease of travel, which focuses on visa-free (VF) travel, visa on arrival (VOA) and eTA and eVisa (if issued within three days).



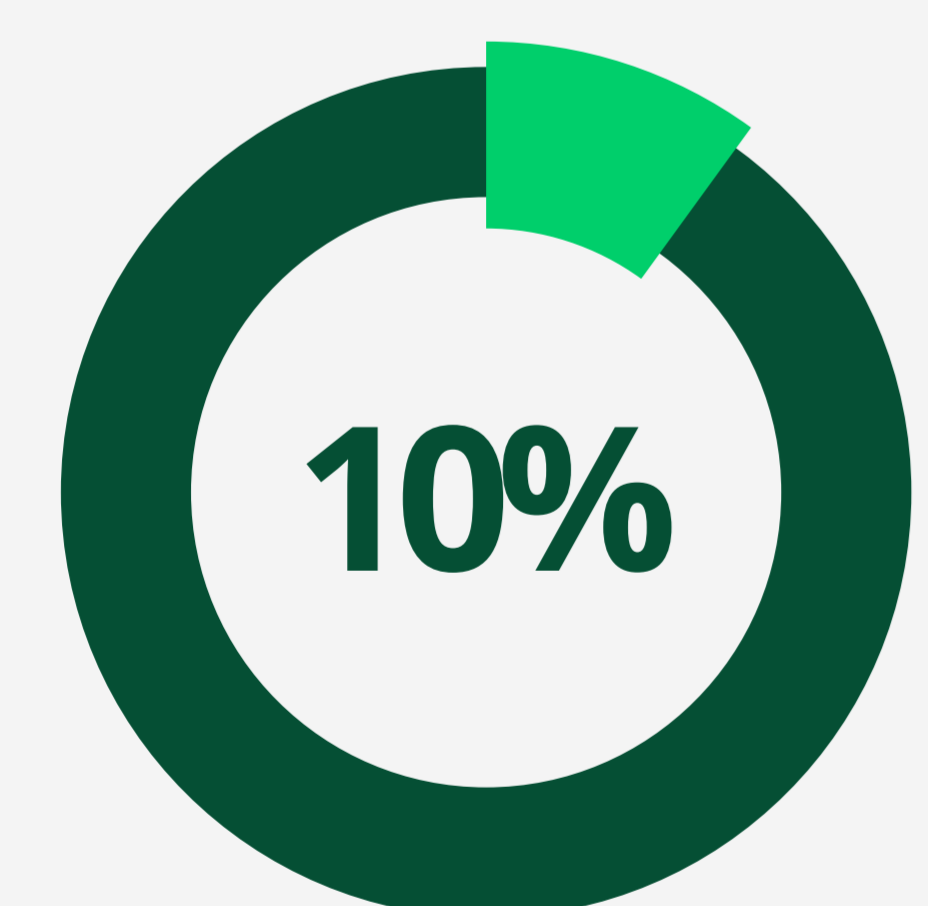
TAXATION

We relied on data from our network of tax vendors, news sources and tax authorities. We assigned the lowest score of 10 to countries that tax citizens no matter where they live (e.g., the United States); scores of 20 or 30 to countries that allow citizens to relocate to avoid tax (e.g., Finland); 40 for those that don't tax foreign incomes of resident citizens (e.g., Panama); 50 for countries with zero tax (e.g., Vanuatu).



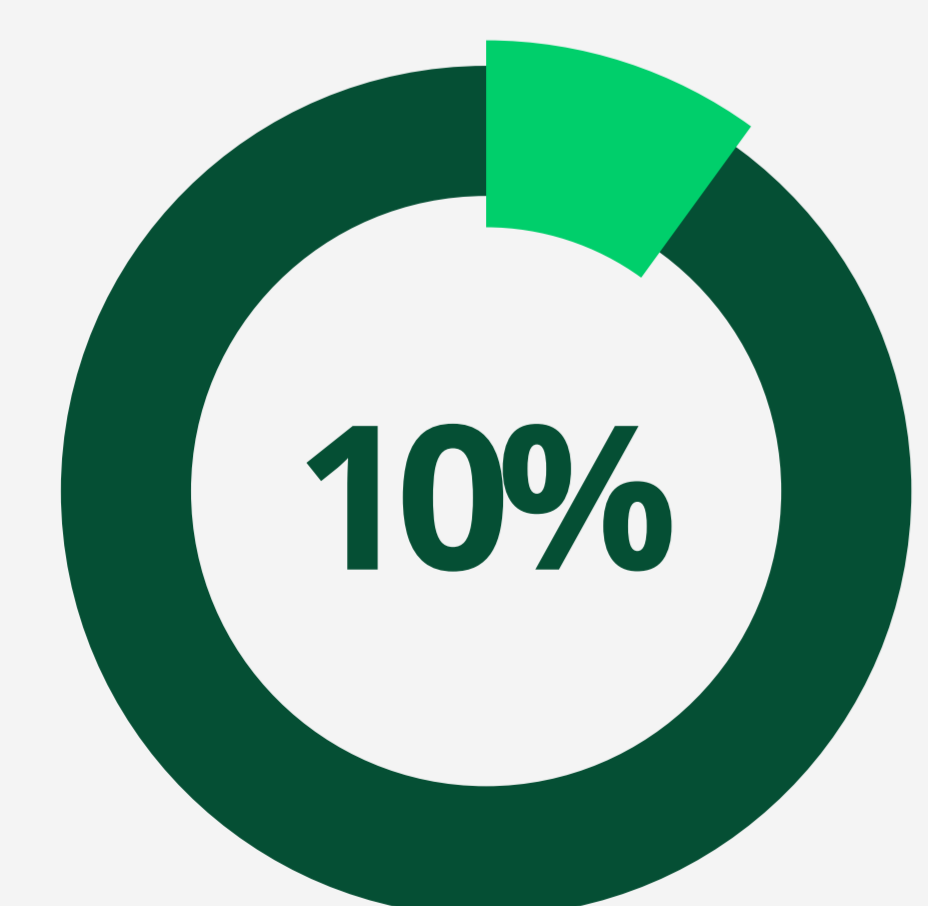
PERCEPTION

We relied on the World Happiness Report, the Human Development Index and subjective factors from our network's experiences to determine how each country's citizens are received and recognised.



DUAL CITIZEN





























We relied on embassy data and our experiences to assess the ability to hold dual citizenship ranging from a score of 10 for strictly forbidden (e.g., China) to a score of 50 for freely allowed (e.g., Canada).



































































FREEDOM

























We relied on data and news reports about mandatory military service, government surveillance, press freedom and other factors to determine the personal freedom of citizens, travellers and expats, with scores ranging from 10 to 50.


































PASSPORT RANKINGS

































	Country	Rank	Travel	Taxation	Perception	Dual Cit	Freedom	Total Score
	Ireland	1	176	30	50	50	50	109.00
	Switzerland	2T	175	30	50	50	50	108.50
	Greece	2T	175	40	40	50	40	108.50
	Portugal	4	176	30	50	50	40	108.00
	Malta	5T	171	40	40	50	50	107.50
	Italy	5T	175	40	40	50	30	107.50
	Luxembourg	7T	176	20	50	50	50	107.00
	Finland	7T	176	20	50	50	50	107.00
	Norway	7T	176	20	50	50	50	107.00
	United Arab Emirates	10T	179	40	40	20	30	106.50
	New Zealand	10T	173	30	50	50	40	106.50
	Iceland	10T	171	30	50	50	50	106.50
	Netherlands	13T	176	30	50	20	50	106.00
	Germany	13T	176	20	50	40	50	106.00
	Czech Republic	13T	174	20	50	50	50	106.00
	Belgium	13T	176	20	50	50	40	106.00
	Denmark	13T	176	20	50	50	40	106.00
	Slovenia	13T	172	40	50	30	40	106.00
	Sweden	19T	175	20	50	50	40	105.50
	Latvia	19T	173	30	40	50	40	105.50
	United Kingdom	21T	172	30	40	50	40	105.00
	France	21T	176	20	40	50	40	105.00
	Estonia	21T	174	30	50	20	50	105.00
	Croatia	21T	174	30	40	40	40	105.00
	Romania	21T	172	30	40	50	40	105.00
	Monaco	26T	169	50	40	10	50	104.50
	Cyprus	26T	171	30	40	50	40	104.50
	Singapore	26T	175	40	50	10	30	104.50












	Country	Rank	Travel	Taxation	Perception	Dual Cit	Freedom	Total Score
	Lithuania	29T	172	30	50	30	40	104.00
	Austria	29T	176	20	50	20	50	104.00
	Bulgaria	29T	172	30	40	40	40	104.00
	Hungary	32T	175	30	30	40	30	103.50
	Poland	32T	175	20	30	50	40	103.50
	Spain	32T	177	30	30	20	40	103.50
	Slovakia	35	174	20	40	40	40	103.00
	Liechtenstein	36	173	20	50	20	50	102.50
	Malaysia	37T	170	40	40	10	40	102.00
	Japan	37T	174	20	50	20	40	102.00
	South Korea	39	175	20	40	30	30	101.50
	Canada	40T	172	20	30	50	30	101.00
	Australia	40T	172	20	30	50	30	101.00
	Chile	40T	162	30	50	50	40	101.00
	Argentina	43T	162	30	30	50	40	99.00
	Brazil	43T	164	30	40	40	30	99.00
	United States	45T	171	10	30	50	30	98.50
	San Marino	45T	161	40	40	10	50	98.50
	Bahamas	47T	154	50	30	20	50	97.00
	Barbados	47T	156	40	30	50	30	97.00
	Saint Kitts and Nevis	49T	147	50	40	50	40	96.50
	Uruguay	49T	151	40	40	40	50	96.50
	Vatican City	49T	151	50	40	30	40	96.50
	Andorra	49T	161	30	40	10	50	96.50
	Hong Kong	53	162	40	30	10	30	96.00
	Costa Rica	54	146	40	30	50	50	94.00
	Antigua and Barbuda	55	143	50	30	50	40	93.50
	Mexico	56	154	20	40	40	40	93.00
	Seychelles	57	149	40	30	20	50	92.50
	Saint Lucia	58T	140	40	30	50	50	91.00
	Israel	58T	154	30	10	50	20	91.00
	Brunei	60T	155	50	10	10	10	90.50

	Country	Rank	Travel	Taxation	Perception	Dual Cit	Freedom	Total Score
	Peru	60T	149	30	30	40	30	90.50
	Trinidad and Tobago	60T	145	30	30	40	50	90.50
	Saint Vincent and the Grenadines	63T	146	30	30	30	50	90.00
	Grenada	63T	138	40	30	50	50	90.00
	Paraguay	63T	144	40	30	40	30	90.00
	Panama	66	140	40	30	20	50	88.00
	Macao	67	142	40	30	10	40	87.00
	Dominica	68	134	30	30	50	50	86.00
	Serbia	69T	135	30	30	50	40	85.50
	Mauritius	69T	141	30	30	30	30	85.50
	Georgia	71T	134	40	30	30	30	84.00
	Honduras	71T	132	40	30	40	30	84.00
	Colombia	73T	137	20	30	50	30	83.50
	Tuvalu	73T	129	40	30	30	50	83.50
	Ukraine	73T	149	20	20	20	10	83.50
	El Salvador	73T	133	40	30	30	30	83.50
	Palau	77	124	40	30	50	50	83.00
	Montenegro	78T	131	30	40	30	40	82.50
	Solomon Islands	78T	137	30	30	10	40	82.50
	Tonga	80T	128	30	30	50	40	82.00
	North Macedonia	80T	132	30	20	50	30	82.00
	Guatemala	80T	134	40	30	20	20	82.00
	Taiwan	83	131	40	20	30	30	81.50
	Samoa	84	130	30	30	20	50	81.00
	Marshall Islands	85T	127	40	30	10	40	79.50
	Albania	85T	123	30	40	50	30	79.50
	Turkey	87T	126	30	20	50	20	78.00
	Kiribati	87T	128	30	30	10	40	78.00
	Oman	89T	97	40	30	20	30	77.50
	Nicaragua	89T	125	40	30	20	20	77.50
	Micronesia	91	122	40	30	10	40	77.00
	Moldova	92T	124	30	30	30	20	76.00

	Country	Rank	Travel	Taxation	Perception	Dual Cit	Freedom	Total Score
	Bosnia and Herzegovina	92T	124	30	20	30	30	76.00
	Venezuela	94	126	30	10	40	10	75.00
	Russia	95	127	20	10	30	20	73.50
	Qatar	96	118	40	30	10	20	73.00
	Kuwait	97	110	50	30	10	30	72.00
	Vanuatu	98	97	50	30	40	50	70.50
	Belize	99	102	40	30	50	30	70.00
	South Africa	100T	111	20	20	50	20	68.50
	Ecuador	100T	105	40	30	30	20	68.50
	Thailand	102	96	40	40	40	30	67.00
	Bahrain	103	101	50	30	10	20	66.50
	Maldives	104T	101	30	30	30	30	65.50
	Nauru	104T	91	50	30	40	30	65.50
	East Timor	106	103	20	30	20	40	64.50
	Guyana	107T	98	30	30	30	30	64.00
	Fiji	107T	98	30	30	30	30	64.00
	Jamaica	107T	100	20	30	30	40	64.00
	Saudi Arabia	110T	101	40	30	10	10	63.50
	Botswana	110T	87	40	30	40	50	63.50
	Dominican Republic	112	86	40	30	40	40	62.00
	Bolivia	113	89	40	30	40	20	61.50
	Indonesia	114	92	30	30	20	20	59.00
	Suriname	115T	89	30	30	10	40	58.50
	Armenia	115T	83	40	20	40	30	58.50
	Kosovo	117	92	20	20	40	20	58.00
	Kazakhstan	118	95	20	30	10	20	57.50
	Namibia	119T	80	40	30	20	40	57.00
	Malawi	119T	80	40	30	30	30	57.00
	China	119T	96	20	20	10	20	57.00
	Papua New Guinea	122	88	20	30	20	30	56.00
	Zambia	123T	76	40	30	30	30	55.00
	Morocco	123T	84	30	20	30	20	55.00

 Country	Rank	Travel	Taxation	Perception	Dual Cit	Freedom	Total Score
 Lesotho	125T	83	30	30	20	20	54.50
 Philippines	125T	79	40	20	30	20	54.50
 Belarus	125T	95	20	10	10	10	54.50
 Azerbaijan	125T	87	30	20	10	20	54.50
 Cape Verde	129T	76	30	30	30	30	53.00
 Eswatini	129T	82	30	30	20	10	53.00
 Rwanda	131	74	30	30	40	20	52.00
 Mongolia	132T	79	30	30	10	20	51.50
 Tunisia	132T	79	20	30	30	20	51.50
 Kenya	134T	78	20	30	30	20	51.00
 Uganda	134T	74	30	30	30	20	51.00
 Ghana	136	75	20	30	30	30	50.50
 Cambodia	137T	70	30	30	40	20	50.00
 Tanzania	137T	76	20	30	20	30	50.00
 Uzbekistan	139	77	30	30	10	10	49.50
 Sierra Leone	140T	68	30	20	30	40	49.00
 Angola	140T	64	40	30	30	30	49.00
 Sao Tome and Principe	140T	72	20	30	30	30	49.00
 Gambia	140T	74	20	30	30	20	49.00
 Bhutan	140T	68	40	30	10	30	49.00
 Kyrgyzstan	145	77	20	30	10	20	48.50
 Cuba	146T	76	30	20	10	10	48.00
 Tajikistan	146T	72	30	30	20	10	48.00
 Comoros	148T	63	30	20	50	30	47.50
 India	148T	75	20	20	20	20	47.50
 Mozambique	150T	68	30	30	30	10	47.00
 Zimbabwe	150T	72	20	20	30	20	47.00
 Gabon	152T	69	20	20	30	30	46.50
 Madagascar	152T	69	30	30	10	20	46.50
 Egypt	154	66	30	20	30	20	46.00
 Equatorial Guinea	155	67	40	20	10	10	45.50
 Mali	156T	62	30	30	30	20	45.00

	Country	Rank	Travel	Taxation	Perception	Dual Cit	Freedom	Total Score
	Jordan	156T	66	30	20	30	10	45.00
	Senegal	156T	68	20	30	20	20	45.00
	Benin	156T	70	20	10	30	20	45.00
	Togo	156T	68	20	30	20	20	45.00
	Guinea-Bissau	161T	61	30	20	50	10	44.50
	Liberia	161T	59	30	20	40	30	44.50
	Algeria	161T	69	20	30	20	10	44.50
	Lebanon	161T	59	40	20	30	20	44.50
	Ivory Coast	165T	66	20	20	30	20	44.00
	Burkina Faso	165T	68	20	10	30	20	44.00
	Djibouti	165T	62	40	20	20	10	44.00
	Niger	168T	65	20	20	20	30	43.50
	Laos	168T	63	30	30	20	10	43.50
	Vietnam	168T	69	20	20	20	10	43.50
	Sri Lanka	168T	57	30	30	40	20	43.50
	Mauritania	172	66	20	30	10	20	43.00
	Central African Republic	173	61	20	30	20	30	42.50
	Haiti	174	63	30	10	10	20	41.50
	Burundi	175	58	20	20	30	30	41.00
	Turkmenistan	176	67	20	10	10	10	40.50
	Chad	177T	60	20	20	20	20	40.00
	Cameroon	177T	60	20	20	10	30	40.00
	Guinea	177T	64	20	20	10	10	40.00
	Nepal	180	55	30	20	20	20	39.50
	Bangladesh	181	50	30	30	30	10	38.00
	Nigeria	182T	55	20	20	30	10	37.50
	Myanmar	182T	59	20	20	10	10	37.50
	South Sudan	184	54	20	10	30	20	37.00
	Republic of the Congo	185T	57	20	20	10	10	36.50
	Ethiopia	185T	57	20	20	10	10	36.50
	Democratic Republic of the Congo	187	54	30	10	10	10	36.00
	Sudan	188T	53	20	10	30	10	35.50

	Country	Rank	Travel	Taxation	Perception	Dual Cit	Freedom	Total Score
	Iran	188T	57	20	10	10	10	35.50
	Palestinian Territory	190	50	30	10	20	10	35.00
	Libya	191	52	20	10	20	10	34.00
	North Korea	192	52	20	10	10	10	33.00
	Somalia	193T	45	30	10	20	10	32.50
	Syria	193T	39	40	10	30	10	32.50
	Pakistan	195	46	20	10	30	10	32.00
	Iraq	196	45	20	10	30	10	31.50
	Eritrea	197	52	10	10	10	10	31.00
	Yemen	198	47	20	10	10	10	30.50
	Afghanistan	199	40	20	10	10	10	27.00

Additional Notes

The 2025 *Nomad Passport Index* reveals some notable shifts, reflecting changes in global mobility, taxation and international perception.

Ireland claims the top spot, overtaking Switzerland in an ongoing rivalry between these two neutral nations that have dominated the NPI rankings in recent years. A slight boost in Ireland's mobility score, combined with a fractional dip in Switzerland's, was enough to tip the balance and reverse the nations' 2024 positions at one and two.

Greece emerges as one of this year's strongest performers, climbing four places to tie for second with Switzerland. Its rising prominence in EU migration, investment and tax discussions, along with the expansion and streamlining of its tax incentive programs, has significantly enhanced its appeal among global citizens over the last 12 months.

Despite an increased overall score, Portugal has been edged into fourth position by Greece's strong performance, down one from last year's third place. Meanwhile, Malta surged from 14th to joint fifth, thanks largely to renewed interest in its non-dom tax regime. Malta now shares fifth place with Italy.

Further down the list, Luxembourg, Finland and Norway slipped to joint seventh, while Germany and the Netherlands dropped out of the top ten entirely. Meanwhile, the UAE, which topped the index just two years ago, continues its descent – falling to joint tenth, alongside New Zealand and Iceland.





For Enquiries

help@nomadcapitalist.com

To Become a Client

www.nomadcapitalist.com/apply

**NOMAD
CAPITALIST®**