

# NOMAD

PASSPORT INDEX 2024

NOMADCAPITALIST.COM

NOMAD  
CAPITALIST®





# ABOUT NOMAD CAPITALIST

---

***GO WHERE  
YOU'RE  
TREATED  
BEST<sup>®</sup>***

— ANDREW HENDERSON

Nomad Capitalist is a boutique tax and immigration consultancy built for the modern entrepreneur who demands results. It advises six- and seven-figure entrepreneurs on issues of legal offshore tax planning, citizenship and lifestyle planning and international wealth.

The company was founded by perpetual traveller and serial entrepreneur Andrew Henderson in 2012, as a result of his struggles to find a 'one-stop shop' to assist him in his quest to become a global citizen.

Author of the best-selling Nomad Capitalist book, Andrew Henderson's advice, articles and videos reach both his company's clients and six million annual viewers who share the same desire to, 'go where you're treated best'.



# SWITZERLAND

THIS YEAR'S   
**HIGHEST RANKING PASSPORT**





# ABOUT THIS INDEX

## THE EIGHTH ANNUAL EDITION OF *THE NOMAD CAPITALIST PASSPORT INDEX*

*The Nomad Passport Index* was designed to educate aspiring global citizens about the true value of the world's citizenships.

While most indices—and most people—think of a passport only in terms of travel privileges, we understand that citizens of different countries deal with very different requirements to pay tax, live freely, comply with regulations, and avoid scrutiny when traveling.

In that regard, the number of countries a passport holder may visit does not tell the whole story.

*The Nomad Passport Index* speaks to those seeking personal freedom and financial prosperity in a changing world by more deeply analysing the true value of each passport.





# PURPOSE

---

## *To Debate:*

We wish to open up debate on topics like freedom of travel, borders, visas, citizenship rights, and other key policy areas like immigration and taxation.

## *To Educate:*

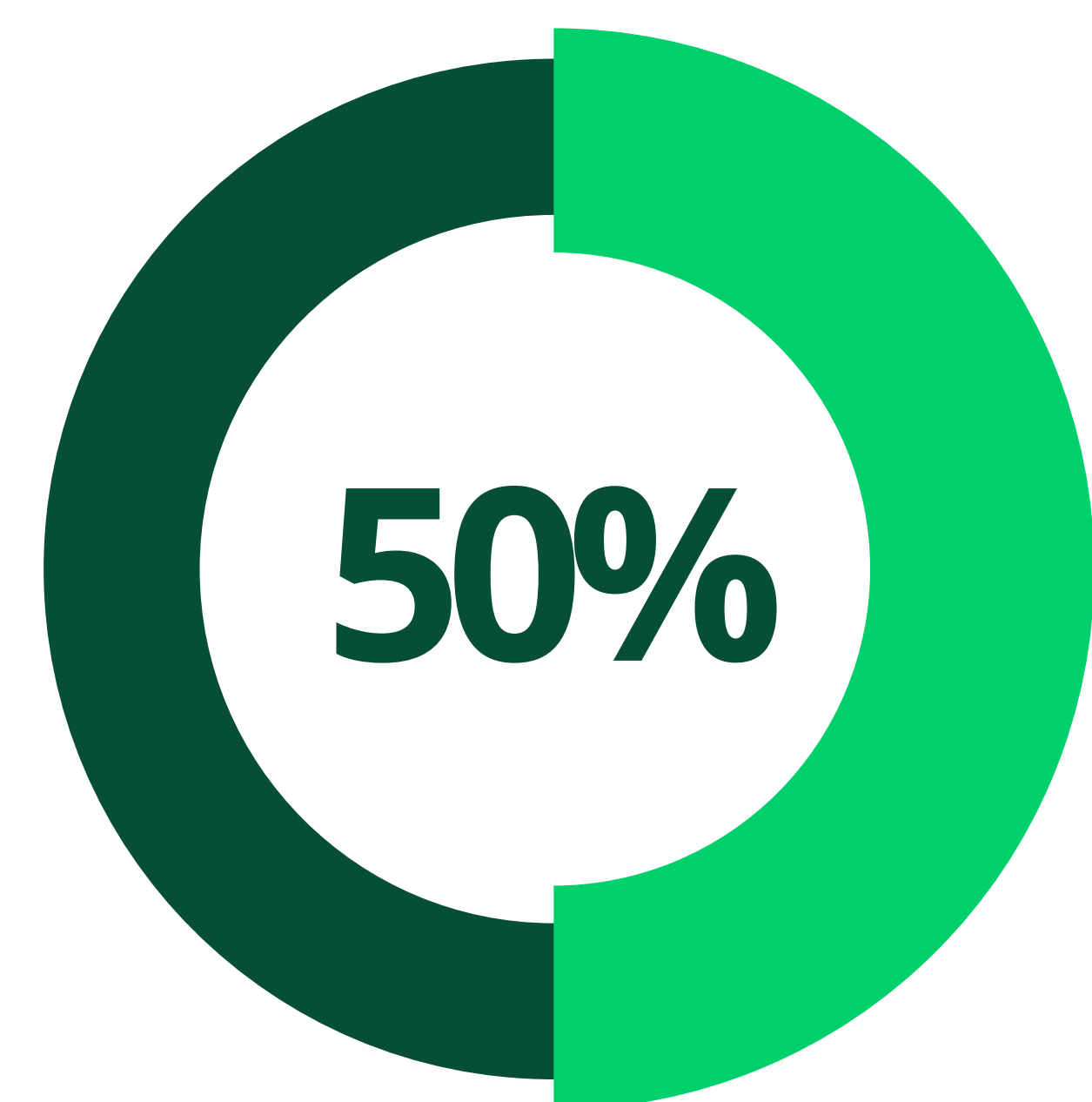
A passport is more than just a travel document – it helps form our identity. We aim to show how empowering a second citizenship can be by removing restrictions and opening your life to new opportunities.

## *To Elevate:*

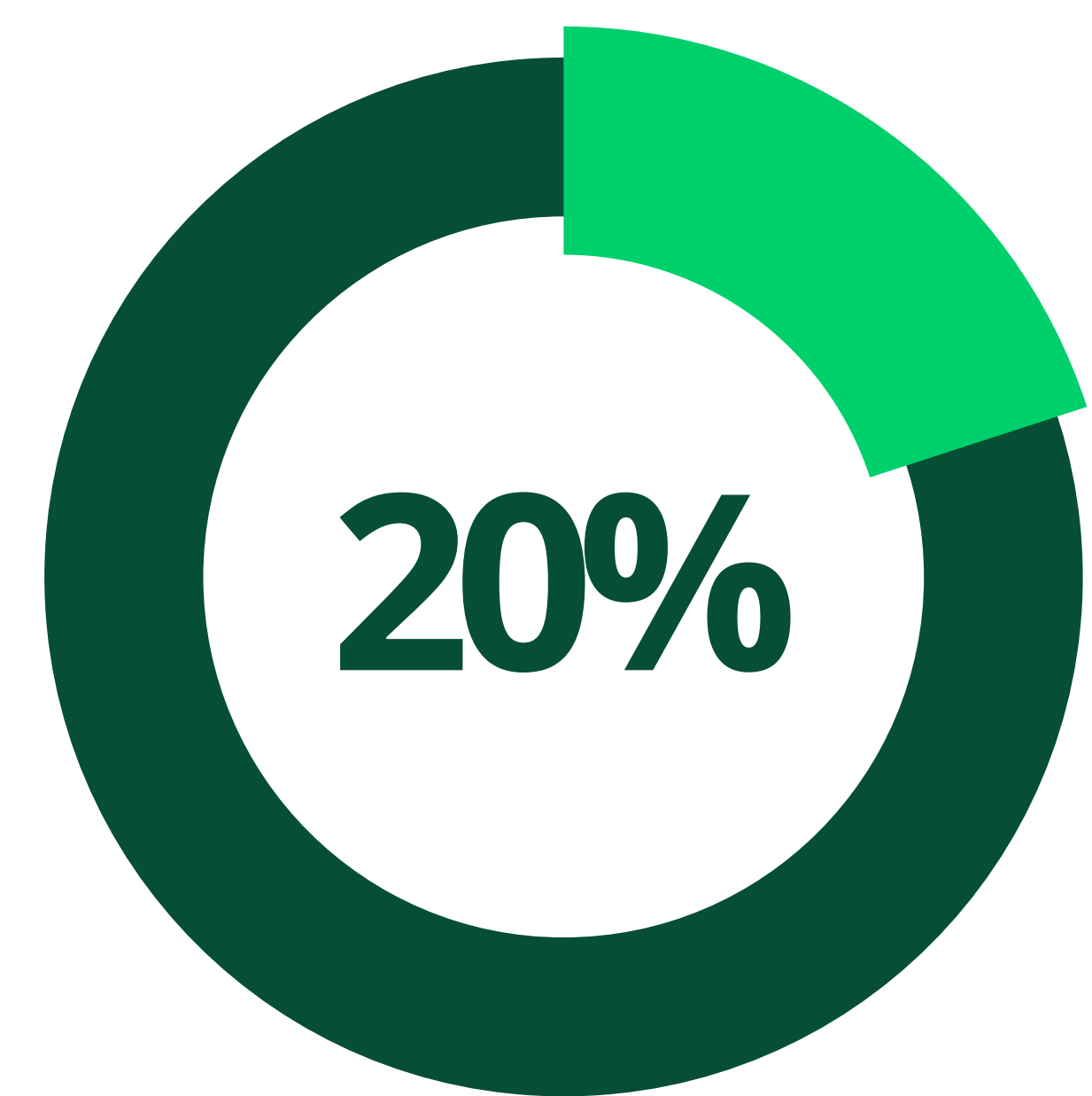
Having a second citizenship lets you transcend boundaries. It enhances your freedom to travel, work and do business while providing peace of mind in a volatile world.



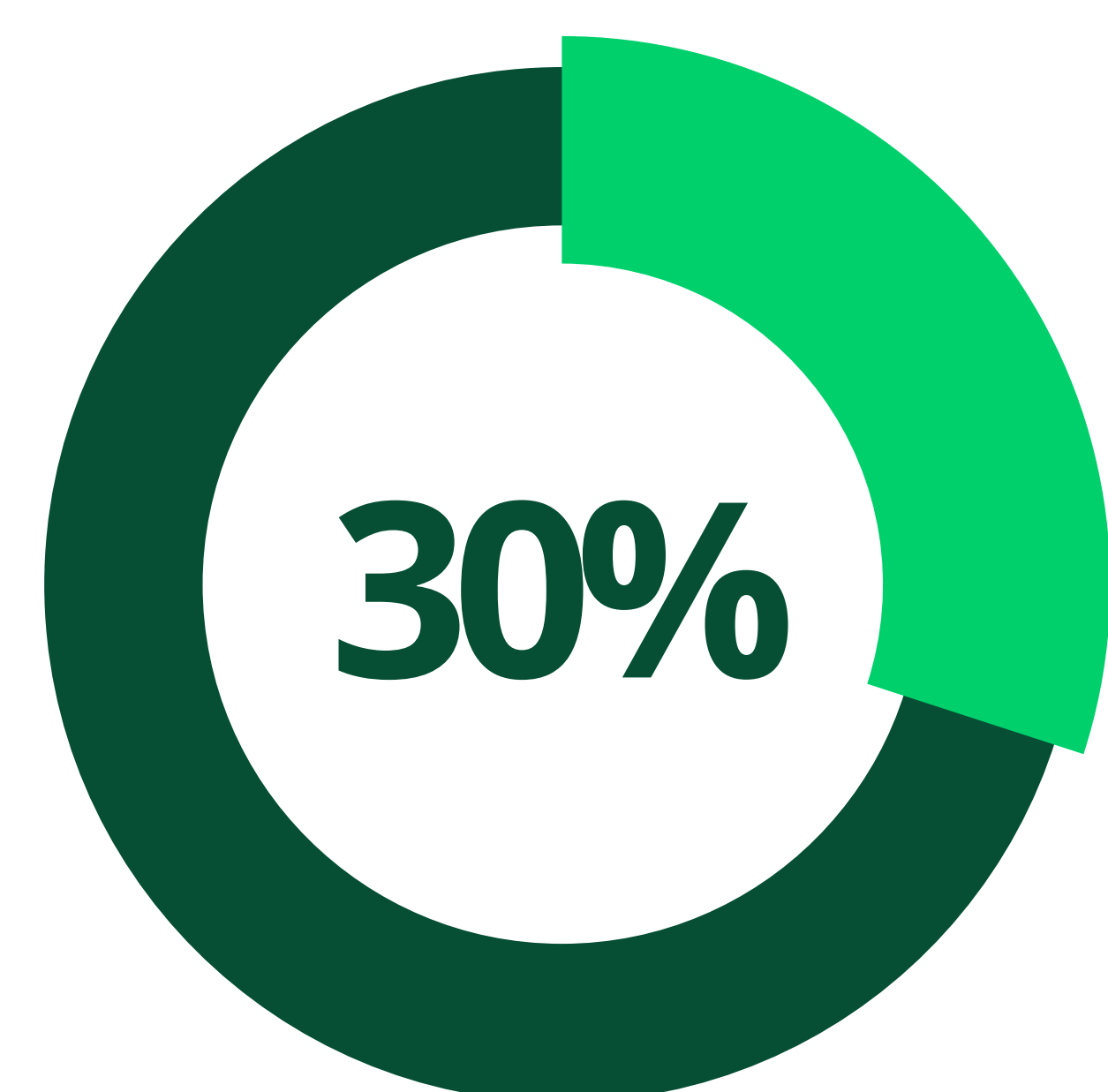
# INDEX METHODOLOGY



VISA-FREE TRAVEL



TAXATION OF CITIZENS



PERCEPTION DUAL  
CITIZENSHIP FREEDOM

## THIS INDEX RANKS PASSPORTS ON FIVE FACTORS:

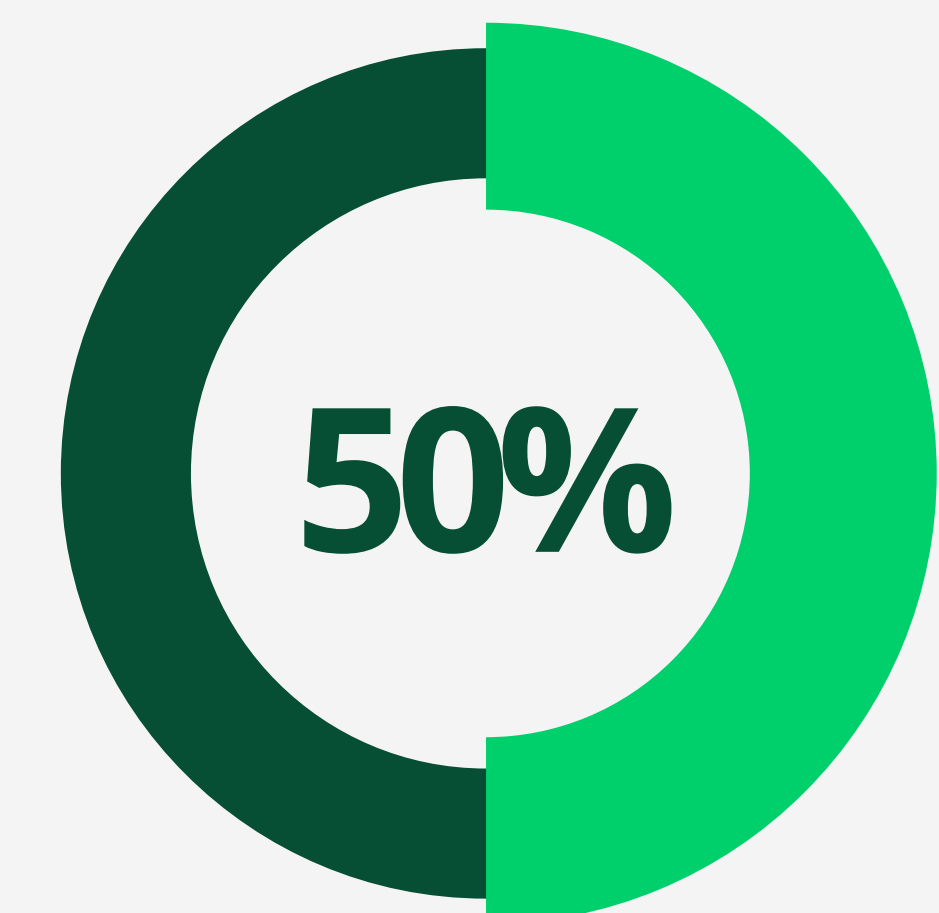
1. Visa-Free Travel ----- **50%**
2. Taxation of Citizens ----- **20%**
3. Perception ----- **10%**
4. Dual Citizenship ----- **10%**
5. Personal Freedom ----- **10%**

*The Index is the result of aggregating data from nearly twenty unique sources and based on priorities that Nomad Capitalist believes are important to citizens and potential citizens of each given country.*



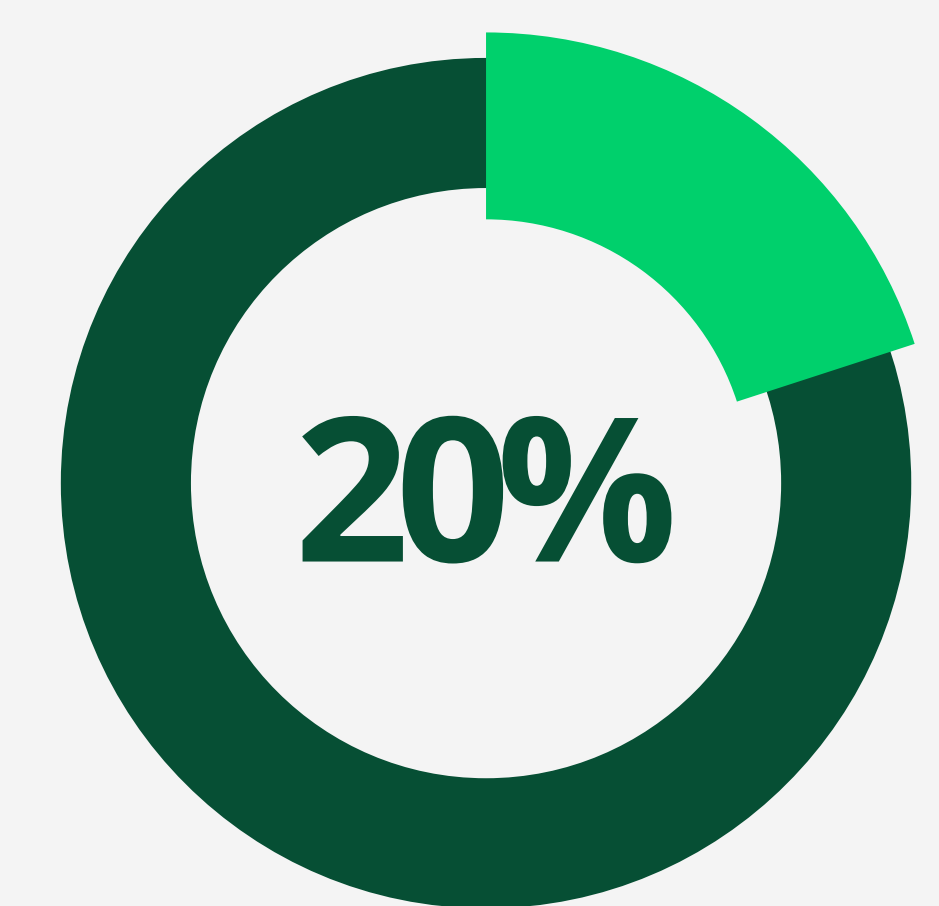
# HOW WE RANK PASSPORTS

---



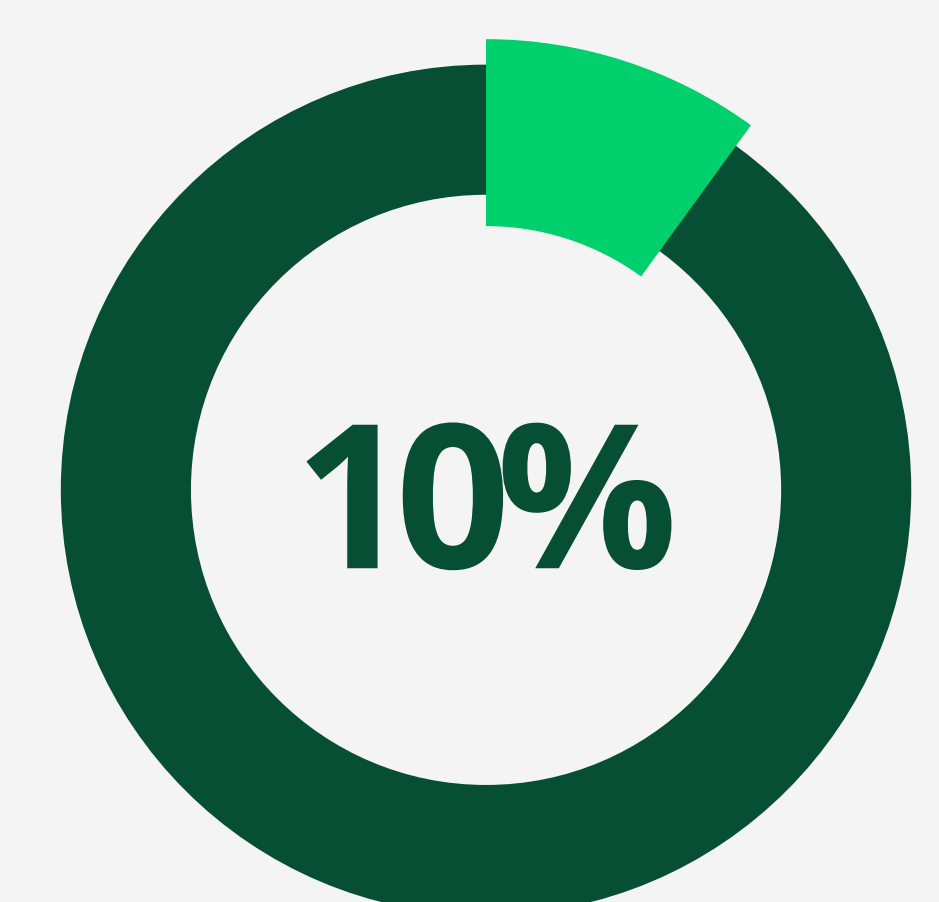
## TRAVEL

We relied on government data from 199 passport-issuing countries and territories, combined with real-time intelligence and proprietary research. It includes a MobilityScore (MS) measuring ease of travel, which focuses on visa-free (VF) travel, visa on arrival (VOA) and eTA and eVisa (if issued within 3 days).



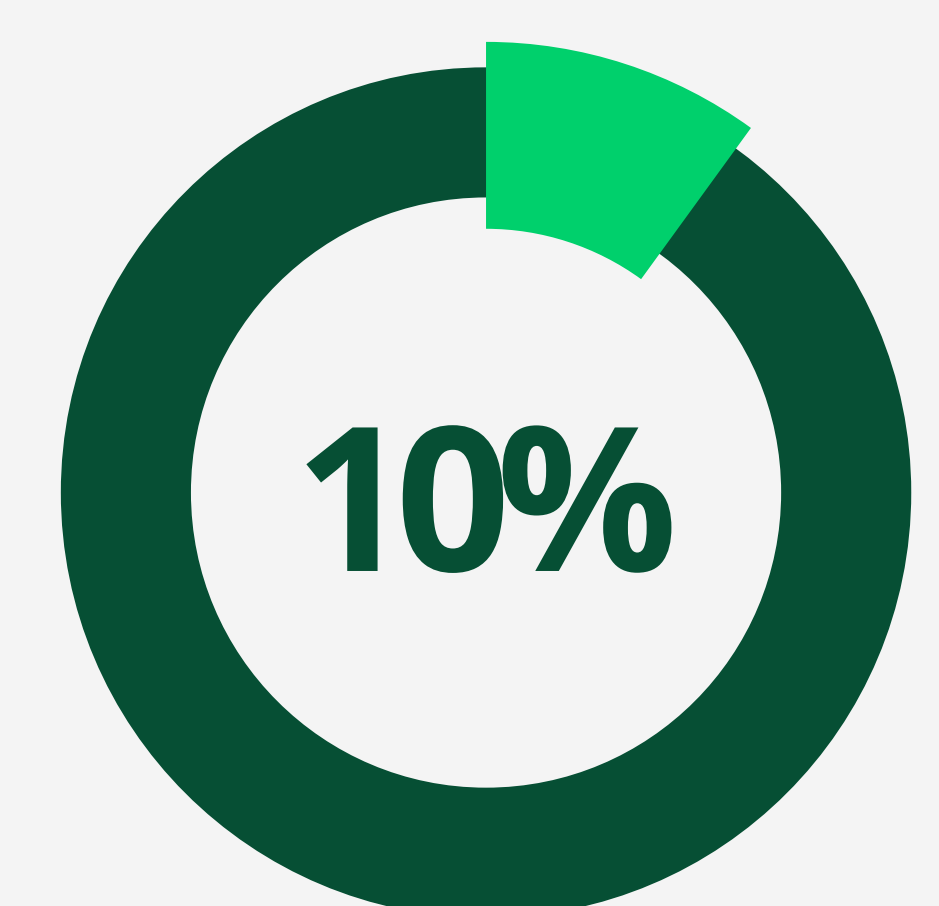
## TAXATION

We relied on data from our network of tax vendors, news sources and tax authorities. We assigned the lowest score of 10 to countries that tax citizens no matter where they live (e.g., the United States), scores of 20 or 30 to countries that allow citizens to relocate to avoid tax (e.g., Finland), 40 for those that don't tax foreign incomes of resident citizens (ie: Panama), and 50 for countries with zero tax (e.g., Vanuatu).



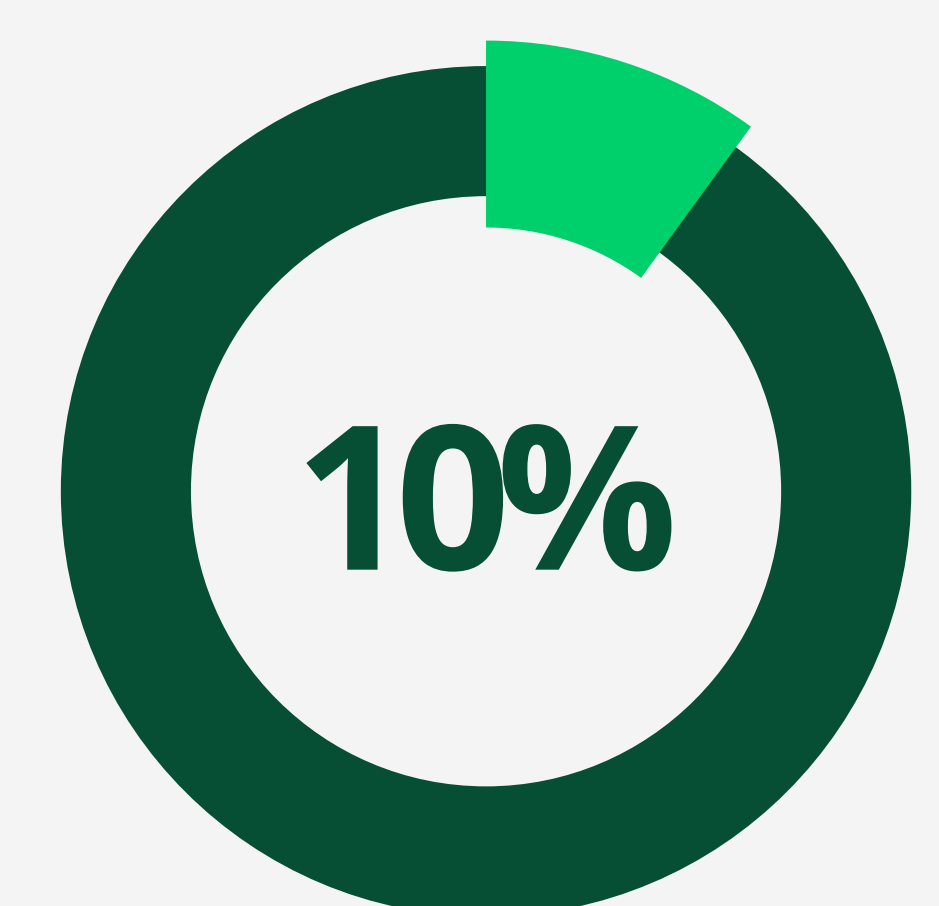
## PERCEPTION

We relied on *the World Happiness Report*, *the Human Development Index* and subjective factors from our network's experiences to determine how each country's citizens are received and recognised.



## DUAL CITIZEN

We relied on embassy data and our experiences to assess the ability to hold dual citizenship ranging from a score of 10 for strictly forbidden (e.g., China) to a score of 50 for freely allowed (e.g., Canada).































## FREEDOM

































We relied on data and news reports about mandatory military service, government surveillance, press freedom and other factors to determine the personal freedom of citizens, travellers, and expats, with scores ranging from 10 to 50.



































# PASSPORT RANKINGS

Country	Rank	Travel	Taxation	Perception	Dual Cit	Freedom	Total Score
 Switzerland	1	176	30	50	50	50	109.00
 Ireland	2	175	30	50	50	50	108.50
 Portugal	3	175	30	50	50	40	107.50
 Luxembourg	4T	176	20	50	50	50	107.00
 Finland	4T	176	20	50	50	50	107.00
 United Arab Emirates	6T	179	40	40	20	30	106.50
 Netherlands	6T	177	30	50	20	50	106.50
 Norway	6T	175	20	50	50	50	106.50
 Germany	6T	177	20	50	40	50	106.50
 New Zealand	6T	173	30	50	50	40	106.50
 Iceland	6T	171	30	50	50	50	106.50
 Italy	6T	177	30	40	50	30	106.50
 Greece	6T	175	30	40	50	40	106.50
 Sweden	14T	176	20	50	50	40	106.00
 Czech Republic	14T	174	20	50	50	50	106.00
 Malta	14T	172	30	40	50	50	106.00
 United Kingdom	14T	174	30	40	50	40	106.00
 Belgium	18T	175	20	50	50	40	105.50
 Denmark	18T	175	20	50	50	40	105.50
 France	18T	177	20	40	50	40	105.50
 Latvia	21	172	30	40	50	40	105.00
 Lithuania	22T	173	30	50	30	40	104.50
 Estonia	22T	173	30	50	20	50	104.50
 Romania	24T	170	30	40	50	40	104.00
 Austria	24T	176	20	50	20	50	104.00
 Monaco	24T	168	50	40	10	50	104.00
 Singapore	24T	174	40	50	10	30	104.00
 Croatia	24T	172	30	40	40	40	104.00



































Country	Rank	Travel	Taxation	Perception	Dual Cit	Freedom	Total Score
 Cyprus	24T	170	30	40	50	40	104.00
 Hungary	24T	174	30	30	50	30	104.00
 Poland	31	175	20	30	50	40	103.50
 Bulgaria	32T	170	30	40	40	40	103.00
 South Korea	32T	174	20	50	30	40	103.00
 Slovakia	34T	173	20	40	40	40	102.50
 Liechtenstein	34T	171	20	50	30	50	102.50
 Slovenia	36T	172	20	50	30	40	102.00
 Canada	36T	172	20	40	50	30	102.00
 Japan	38T	173	20	50	20	40	101.50
 Spain	38T	177	20	30	20	40	101.50
 Australia	40T	172	20	30	50	30	101.00
 Chile	40T	162	30	50	50	40	101.00
 Malaysia	40T	168	40	40	10	40	101.00
 Argentina	43	163	30	30	50	40	99.50
 Brazil	44T	164	30	40	40	30	99.00
 United States	44T	172	10	30	50	30	99.00
 Uruguay	46T	150	40	40	40	50	96.00
 Vatican City	46T	150	50	40	30	40	96.00
 San Marino	48	159	30	40	10	50	95.50
 Andorra	49	158	30	40	10	50	95.00
 Saint Kitts and Nevis	50T	145	50	30	50	40	94.50
 Bahamas	50T	149	50	30	20	50	94.50
 Hong Kong	50T	159	40	30	10	30	94.50
 Barbados	53	153	30	30	50	30	93.50
 Antigua and Barbuda	54	142	50	30	50	40	93.00
 Mexico	55T	153	20	40	40	40	92.50
 Costa Rica	55T	143	40	30	50	50	92.50
 Seychelles	57T	145	40	30	20	50	90.50
 Brunei	57T	155	50	10	10	10	90.50
 Peru	59	148	30	30	40	30	90.00
 St. Vincent and the Grenadines	60T	145	30	30	30	50	89.50



































Country	Rank	Travel	Taxation	Perception	Dual Cit	Freedom	Total Score
 Saint Lucia	60T	137	40	30	50	50	89.50
 Israel	60T	155	20	10	50	20	89.50
 Grenada	63T	136	40	30	50	50	89.00
 Paraguay	63T	142	40	30	40	30	89.00
 Trinidad and Tobago	65	141	30	30	40	50	88.50
 Dominica	66	133	40	30	50	50	87.50
 Panama	67	138	40	30	20	50	87.00
 Serbia	68	135	30	40	50	40	86.50
 Macao	69	140	40	30	10	40	86.00
 Mauritius	70	139	30	30	30	30	84.50
 Georgia	71T	130	40	40	30	40	84.00
 Colombia	71T	138	20	30	50	30	84.00
 Honduras	73T	130	40	30	40	30	83.00
 Taiwan	73T	134	40	20	30	30	83.00
 Tuvalu	75	127	40	30	30	50	82.50
 Ukraine	76T	148	20	10	20	10	82.00
 El Salvador	76T	130	40	30	30	30	82.00
 Palau	78	121	40	30	50	50	81.50
 Montenegro	79T	127	30	40	30	40	80.50
 Tonga	79T	125	30	30	50	40	80.50
 Solomon Islands	79T	133	30	30	10	40	80.50
 North Macedonia	82T	128	30	20	50	30	80.00
 Samoa	82T	128	30	30	20	50	80.00
 Guatemala	82T	130	40	30	20	20	80.00
 Turkey	82T	128	30	30	50	20	80.00
 Marshall Islands	86T	124	40	30	10	40	78.00
 Albania	86T	120	30	40	50	30	78.00
 Oman	86T	98	50	30	20	30	78.00
 Nicaragua	89T	122	40	30	20	30	77.00
 Kiribati	89T	126	30	30	10	40	77.00
 Micronesia	91	120	40	30	10	40	76.00
 Moldova	92	121	30	30	30	20	74.50



































Country	Rank	Travel	Taxation	Perception	Dual Cit	Freedom	Total Score
 Qatar	93	116	50	30	10	20	74.00
 Bosnia and Herzegovina	94T	119	30	20	30	30	73.50
 Russia	94T	127	20	10	30	20	73.50
 Kuwait	96	111	50	30	10	30	72.50
 Vanuatu	98	97	50	30	40	50	70.50
 Venezuela	97	126	20	10	30	10	72.00
 Belize	99	100	40	30	50	30	69.00
 South Africa	100T	112	10	20	50	20	67.00
 Ecuador	100T	102	40	30	30	20	67.00
 Thailand	102	95	40	40	40	30	66.50
 Bahrain	103	100	50	30	10	20	66.00
 Maldives	104	99	30	30	30	30	64.50
 Botswana	105	89	40	30	30	50	63.50
 East Timor	106T	100	20	30	20	40	63.00
 Guyana	106T	96	30	30	30	30	63.00
 Fiji	106T	96	30	30	30	30	63.00
 Jamaica	106T	98	20	30	30	40	63.00
 Saudi Arabia	106T	100	40	30	10	10	63.00
 Nauru	111	90	40	30	20	30	61.00
 Dominican Republic	112	83	40	30	40	40	60.50
 Bolivia	113	86	40	30	40	20	60.00
 Indonesia	114	92	30	30	20	20	59.00
 Suriname	115T	88	30	30	10	40	58.00
 Armenia	115T	82	40	20	40	30	58.00
 Namibia	117T	80	40	30	20	40	57.00
 Kosovo	117T	90	20	20	40	20	57.00
 Malawi	119	79	40	30	30	30	56.50
 China	120	94	20	20	10	20	56.00
 Zambia	121T	76	40	30	30	30	55.00
 Papua New Guinea	121T	86	20	30	20	30	55.00
 Kazakhstan	123T	89	20	30	10	20	54.50
 Lesotho	123T	83	30	30	20	20	54.50














Country	Rank	Travel	Taxation	Perception	Dual Cit	Freedom	Total Score
 Philippines	125	78	40	20	30	20	54.00
 Morocco	126	81	30	20	30	20	53.50
 Cape Verde	127T	75	30	30	30	30	52.50
 Eswatini	127T	81	30	30	20	10	52.50
 Belarus	129T	90	20	10	10	10	52.00
 Azerbaijan	129T	82	30	20	10	20	52.00
 Rwanda	129T	74	30	30	40	20	52.00
 Mongolia	132T	79	30	30	10	20	51.50
 Tunisia	132T	79	20	30	30	20	51.50
 Kenya	134T	77	20	30	30	20	50.50
 Uganda	134T	73	30	30	30	20	50.50
 Ghana	136	74	20	30	30	30	50.00
 Cambodia	137T	69	30	30	40	20	49.50
 Tanzania	137T	75	20	30	20	30	49.50
 Sierra Leone	139T	68	30	20	30	40	49.00
 Angola	139T	64	40	30	30	30	49.00
 Sao Tome and Principe	139T	72	20	30	30	30	49.00
 Gambia	142	73	20	30	30	20	48.50
 Cuba	143T	76	30	20	10	10	48.00
 Comoros	143T	64	30	20	50	30	48.00
 Bhutan	145T	65	40	30	10	30	47.50
 Tajikistan	145T	71	30	30	20	10	47.50
 Uzbekistan	147T	72	30	30	10	10	47.00
 Mozambique	147T	68	30	30	30	10	47.00
 India	147T	74	20	20	20	20	47.00
 Kyrgyzstan	150T	73	20	30	10	20	46.50
 Gabon	150T	69	20	20	30	30	46.50
 Zimbabwe	152T	70	20	20	30	20	46.00
 Madagascar	152T	68	30	30	10	20	46.00
 Egypt	152T	66	30	20	30	20	46.00
 Mali	155	63	30	30	30	20	45.50
 Guinea-Bissau	156T	62	30	20	50	10	45.00



Country	Rank	Travel	Taxation	Perception	Dual Cit	Freedom	Total Score
 Equatorial Guinea	156T	66	40	20	10	10	45.00
 Ivory Coast	158T	67	20	20	30	20	44.50
 Senegal	158T	67	20	30	20	20	44.50
 Jordan	160T	64	30	20	30	10	44.00
 Liberia	160T	58	30	20	40	30	44.00
 Benin	160T	68	20	10	30	20	44.00
 Burkina Faso	160T	68	20	10	30	20	44.00
 Togo	160T	66	20	30	20	20	44.00
 Djibouti	160T	62	40	20	20	10	44.00
 Lebanon	166T	57	40	20	30	20	43.50
 Niger	166T	65	20	20	20	30	43.50
 Laos	168T	62	30	30	20	10	43.00
 Vietnam	168T	68	20	20	20	10	43.00
 Algeria	168T	66	20	30	20	10	43.00
 Central African Republic	171T	61	20	30	20	30	42.50
 Sri Lanka	171T	55	30	30	40	20	42.50
 Mauritania	173	64	20	30	10	20	42.00
 Burundi	174T	58	20	20	30	30	41.00
 Haiti	174T	62	30	10	10	20	41.00
 Chad	176T	61	20	20	20	20	40.50
 Cameroon	176T	61	20	20	10	30	40.50
 Guinea	178	64	20	20	10	10	40.00
 Nepal	179	54	30	20	20	20	39.00
 Turkmenistan	180T	62	20	10	10	10	38.00
 Democratic Republic of the Congo	180T	54	40	10	10	10	38.00
 Bangladesh	182T	49	30	30	30	10	37.50
 Nigeria	182T	55	20	20	30	10	37.50
 South Sudan	184	54	20	10	30	20	37.00
 Republic of the Congo	185	57	20	20	10	10	36.50
 Myanmar	186	56	20	20	10	10	36.00
 Sudan	187T	53	20	10	30	10	35.50
 Ethiopia	187T	55	20	20	10	10	35.50



Country	Rank	Travel	Taxation	Perception	Dual Cit	Freedom	Total Score
 Palestinian Territory	189	50	30	10	20	10	35.00
 Iran	190	55	20	10	10	10	34.50
 Libya	191	52	20	10	20	10	34.00
 Somalia	192T	46	30	10	20	10	33.00
 North Korea	192T	52	20	10	10	10	33.00
 Syria	194	39	40	10	30	10	32.50
 Pakistan	195	46	20	10	30	10	32.00
 Eritrea	196	53	10	10	10	10	31.50
 Yemen	197	47	20	10	10	10	30.50
 Iraq	198	42	20	10	30	10	30.00
 Afghanistan	199	40	20	10	10	10	27.00



## Additional Notes

---

This year's *Nomad Passport Index* contains some dynamic passport shifts, reflecting changing global mobility and taxation impacts.

In the latest *Nomad Passport Index* (2024), Switzerland takes top spot, showcasing its unmatched combination of liberty, privacy and global respect. It's been a great two years for the Swiss passport which has risen from fifth place to first.

Ireland claims second, just above its 2023 ranking. Its recent, slight corporate tax adjustment is more than offset by exceptionally high travel and perception scores. Portugal, tying with Ireland in every category except personal freedom, secures third place.

Luxembourg, with an easier naturalisation process, and Finland, with great visa-free travel options, share fourth spot.

Last year's index topper, the United Arab Emirates, drops to sixth due to new tax laws affecting both domestic and overseas company owners. It shares this rank with Germany, New Zealand, and Top 10 newcomers Norway and the Netherlands.







*For Enquiries*  
[help@nomadcapitalist.com](mailto:help@nomadcapitalist.com)

*To Become a Client*  
[www.nomadcapitalist.com/apply](http://www.nomadcapitalist.com/apply)