

NOMAD PASSPORT INDEX 2021

LUXEMBOURG

THIS YEAR'S HIGHEST RANKING PASSPORT



ABOUT NOMAD CAPITALIST

**NOMAD
CAPITALIST®**

GO WHERE YOU'RE TREATED BEST®

Andrew Henderson

Nomad Capitalist is a boutique tax and immigration consultancy built for the modern entrepreneur who demands results. It advises six- and seven-figure entrepreneurs on issues of legal off shore tax planning, citizenship and lifestyle planning, and international wealth.

The company was founded by perpetual traveler and serial entrepreneur Andrew Henderson in 2012, as a result of his struggles to find a “one stop shop” to assist him in his quest to become a global citizen.

Mr. Henderson is the author of the best-selling book Nomad Capitalist; in addition to the firm's clients, his articles and videos reach six million annual viewers who wish to “go where they're treated best”.

WWW.NOMADCAPITALIST.COM

THE FIFTH ANNUAL EDITION OF THE NOMAD CAPITALIST PASSPORT INDEX

The Nomad Passport Index was designed to educate aspiring global citizens about the true value of the world's citizenships.

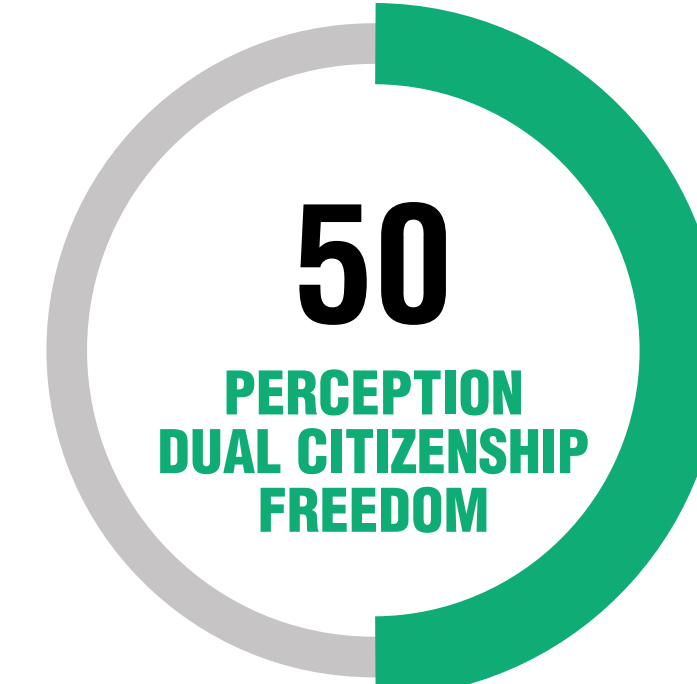
While most indexes - and most people - think of a passport only in terms of travel privileges, we realized that citizens of different countries deal with far different requirements to pay tax, live freely, comply with regulations, and avoid scrutiny when traveling.

In that regard, the number of countries a passport holder may visit does not tell the whole story.

The Nomad Passport Index speaks to those seeking personal freedom and financial prosperity in a changing world by more deeply analyzing the true value of each passport.

INDEX METHODOLOGY

**NOMAD
CAPITALIST®**

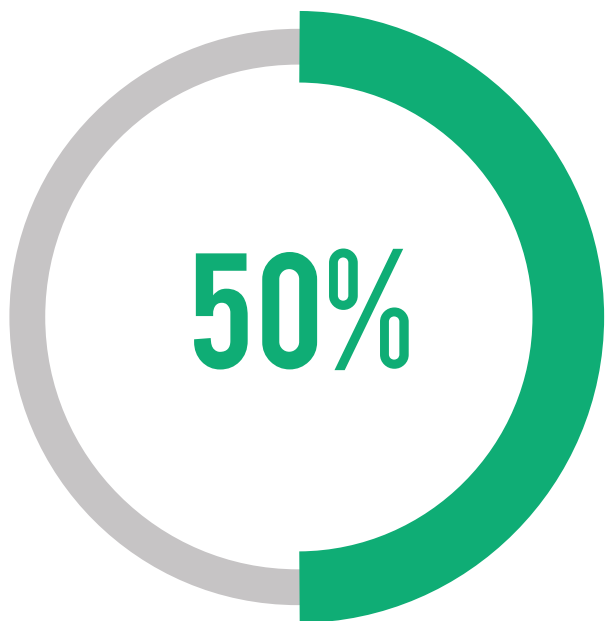


THIS INDEX RANKS PASSPORTS ON FIVE FACTORS:

1. Visa-Free Travel	50%
2. Taxation of Citizens	20%
3. Perception	10%
4. Dual Citizenship	10%
5. Personal Freedom	10%

The Index is the result of aggregating data from nearly twenty unique sources, and based on priorities Nomad Capitalist believes are important to citizens and potential citizens of each given country.

HOW WE RANK PASSPORTS



TRAVEL - 50%

We relied on data from the IATA, Henley Index, and news sources to rank travel access. to countries on a visa-free or straightforward e-visa basis. For example, Japan ranked highest with a score of 191.



TAXATION - 20%

We relied on data from our network of tax vendors, news sources, and tax authorities themselves. We assigned the lowest score of ten to countries that tax citizens no matter where they live (ie: the United States), scores of 20 or 30 to countries that allow citizens to relocate to avoid tax (ie: Australia), 40 for those that don't tax foreign incomes of resident citizens (ie: Singapore), and 50 for countries with zero tax (ie: Vanuatu).



DUAL CITIZEN - 10%

We relied on embassy data and our experiences to asses the ability to hold dual citizenship, ranging from a score of 10 for strictly forbidden (ie: China) to a score of 50 for freely allowed (ie: Canada).




























PERCEPTION - 10%


























We relied on the World Happiness Report, the Human Development Index, and subjective factors from our networks' experiences to determine how each country's citizens are received and recognized.





















































FREEDOM - 10%


























We relied on data and news reports on mandatory military service, government surveillance, press freedom, and other factors to determine personal freedom of citizens, travelers, and expats, with scores from 10 to 50.


























COUNTRY	TRAVEL	TAXATION	PERCEPTION	DUAL CIT	FREEDOM	TOTAL SCORE	RANK
 Luxembourg	188	30	50	50	50	115.00	1T
 Sweden	186	30	50	50	50	114.00	2T
 Ireland	186	30	50	50	50	114.00	2T
 Switzerland	185	30	50	50	50	113.50	4T
 Belgium	185	30	50	50	50	113.50	4T
 Finland	188	20	50	50	50	113.00	6T
 Portugal	186	30	40	50	50	113.00	6T
 Netherlands	186	30	50	30	50	112.00	8T
 Singapore	190	40	50	10	30	112.00	8T
 Czech Republic	184	30	40	50	50	112.00	8T
 Malta	184	30	40	50	50	112.00	8T
 Denmark	187	20	50	50	40	111.50	12T
 South Korea	189	30	50	30	30	111.50	12T
 Austria	187	30	50	20	50	111.50	12T
 Germany	189	20	50	40	40	111.50	12T
 Iceland	181	30	50	50	50	111.50	12T
 Italy	188	30	30	50	30	111.00	17T
 France	186	20	50	50	40	111.00	17T
 United Kingdom	185	30	40	50	30	110.50	19T
 New Zealand	185	20	50	50	40	110.50	19T
 Japan	191	20	50	20	40	110.50	19T
 Norway	185	20	50	40	50	110.50	19T
 Canada	183	20	50	50	40	109.50	23T
 Slovakia	181	30	40	50	40	109.50	23T
 Liechtenstein	178	30	50	40	50	109.00	25T


























COUNTRY		TRAVEL	TAXATION	PERCEPTION	DUAL CIT	FREEDOM	TOTAL SCORE	RANK
	Spain	188	20	30	50	30	109.00	25T
	Latvia	180	30	30	50	50	109.00	25T
	Lithuania	181	30	40	30	50	108.50	28
	Greece	184	20	30	50	40	108.00	29T
	Australia	184	20	40	50	30	108.00	29T
	Chile	174	30	50	50	40	107.00	31T
	Slovenia	180	30	40	30	40	107.00	31T
	Monaco	174	50	40	10	50	107.00	31T
	Hungary	182	30	20	50	30	107.00	31T
	Malaysia	178	40	40	20	40	107.00	31T
	Estonia	179	30	50	20	40	106.50	36
	Romania	172	30	40	50	50	106.00	37
	Poland	181	20	30	50	30	105.50	38T
	United Arab Emirates	173	50	40	20	30	105.50	38T
	Cyprus	174	30	30	50	40	105.00	40
	United States	185	10	30	40	30	104.50	41
	Bulgaria	171	30	30	50	30	102.50	42T
	Croatia	171	20	40	50	40	102.50	42T
	Brazil	170	20	40	50	30	101.00	44
	Andorra	167	30	40	20	50	100.50	45
	Hong Kong	170	40	30	10	30	100.00	46T
	Argentina	170	20	30	50	30	100.00	46T
	San Marino	168	30	40	10	50	100.00	46T
	Brunei	166	50	30	10	30	100.00	46T
	St. Kitts and Nevis	156	50	30	50	40	100.00	46T

























COUNTRY	TRAVEL	TAXATION	PERCEPTION	DUAL CIT	FREEDOM	TOTAL SCORE	RANK
 Bahamas	155	50	30	30	50	98.50	51
 Barbados	161	30	30	50	30	97.50	52
 Holy See	153	50	40	20	40	96.50	53
 Israel	161	20	20	50	40	95.50	54T
 Mexico	159	30	30	40	30	95.50	54T
 Uruguay	153	30	40	30	50	94.50	56T
 Antigua and Barbuda	151	30	30	50	50	94.50	56T
 Trinidad and Tobago	150	30	30	50	50	94.00	58
 Seychelles	151	40	30	20	50	93.50	59T
 St. Lucia	146	30	30	50	50	92.00	59T
 Costa Rica	150	40	30	20	40	92.00	61
 Mauritius	146	30	30	50	40	91.00	61T
 St. Vincent and the Grenadines	148	30	30	30	50	91.00	61T
 Dominica	143	30	30	50	50	90.50	64
 Grenada	144	20	30	50	50	89.00	65T
 Panama	142	40	30	20	50	89.00	65T
 Taiwan	145	30	30	30	40	88.50	67
 Paraguay	141	30	30	50	30	87.50	68
 Macau	144	30	30	10	50	87.00	69T
 Vanuatu	130	50	30	40	50	87.00	69T
 Honduras	134	40	30	40	30	85.00	71T
 Serbia	134	30	30	50	40	85.00	71T
 Peru	135	30	30	40	40	84.50	73
 Tuvalu	127	40	30	30	50	82.50	74
 Guatemala	133	40	30	20	20	81.50	75T

	COUNTRY	TRAVEL	TAXATION	PERCEPTION	DUAL CIT	FREEDOM	TOTAL SCORE	RANK
	 Nicaragua	129	40	30	20	40	81.50	75T
	 Tonga	125	30	30	50	50	81.50	75T
	 Palau	120	40	30	50	50	81.00	78
	 Samoa	131	30	30	10	50	80.50	79
	 Solomon Islands	131	30	30	10	40	79.50	80T
	 Colombia	129	20	30	50	30	79.50	80T
	 El Salvador	134	20	30	30	20	79.00	82T
	 Macedonia	124	30	30	50	30	79.00	82T
	 Marshall Islands	123	40	30	10	50	78.50	84
	 Montenegro	124	30	30	30	40	78.00	85
	 Georgia	115	40	30	30	40	75.50	86T
	 Kiribati	123	30	30	10	40	75.50	86T
	 Micronesia	118	40	30	10	40	75.00	88T
	 Ukraine	130	20	20	20	20	75.00	88T
	 Moldova	120	30	30	30	20	74.00	90T
	 Albania	114	30	30	50	30	74.00	90T
	 Bosnia and Herzegovina	117	30	20	30	30	72.50	92T
	 Venezuela	129	20	10	20	10	72.50	92T
	 Russia	116	30	10	40	20	71.00	94
	 Turkey	110	30	20	50	20	70.00	95
	 Belize	101	40	30	40	30	68.50	96
	 Kuwait	96	50	30	10	30	65.00	97
	 Qatar	95	50	20	10	20	62.50	98
	 Nauru	89	40	30	20	30	60.50	99T
	 South Africa	101	10	20	50	10	60.50	99T

	COUNTRY	TRAVEL	TAXATION	PERCEPTION	DUAL CIT	FREEDOM	TOTAL SCORE	RANK
	Botswana	85	40	30	10	50	59.50	101
	Fiji	88	30	30	30	30	59.00	102
	Timor-Leste	94	20	30	10	30	58.00	103T
	Oman	80	50	30	20	30	58.00	103T
	Maldives	85	40	30	10	30	57.50	105T
	Bahrain	83	50	30	10	20	57.50	105T
	Guyana	88	30	30	10	30	57.00	107T
	Jamaica	86	20	30	30	40	57.00	107T
	Papua New Guinea	84	30	30	20	30	56.00	109T
	Ecuador	92	20	30	10	20	56.00	109T
	Namibia	77	40	30	20	40	55.50	111T
	Thailand	79	40	30	30	20	55.50	111T
	Malawi	73	40	30	40	30	54.50	113
	Bolivia	78	30	30	40	20	54.00	114
	Saudi Arabia	79	50	20	10	10	53.50	115
	Suriname	78	30	30	10	40	53.00	116T
	Lesotho	76	40	30	10	30	53.00	116T
	Zambia	71	40	30	30	20	51.50	118
	Kazakhstan	75	30	30	10	20	49.50	119
	Dominican Republic	66	30	30	40	30	49.00	120
	Philippines	66	40	30	20	20	48.00	121T
	Kenya	72	20	30	30	20	48.00	121T
	Cape Verde	66	30	30	30	30	48.00	121T
	Belarus	75	30	20	10	10	47.50	124T
	Tanzania	71	20	30	20	30	47.50	124T

	COUNTRY	TRAVEL	TAXATION	PERCEPTION	DUAL CIT	FREEDOM	TOTAL SCORE	RANK
	Uganda	67	30	30	30	20	47.50	124T
	Tunisia	71	20	30	30	20	47.50	124T
	Indonesia	71	30	30	10	10	46.50	128
	Swaziland	70	30	30	10	10	46.00	129T
	Morocco	64	30	30	30	20	46.00	129T
	Armenia	63	30	20	40	20	45.50	131T
	Sierra Leone	63	30	20	30	30	45.50	131T
	China	75	20	10	10	20	45.50	131T
	Ghana	65	20	30	20	30	44.50	134T
	Azerbaijan	67	30	30	10	10	44.50	134T
	Gambia	68	20	20	20	20	44.00	136T
	Mozambique	62	30	30	20	20	44.00	136T
	Comoros	53	30	20	50	40	43.50	138
	Mongolia	62	30	30	10	20	43.00	139T
	Rwanda	60	30	30	20	20	43.00	139T
	Sao Tome and Principe	61	20	30	20	30	42.50	141
	Cuba	64	30	20	10	10	42.00	142T
	Benin	62	20	20	30	20	42.00	142T
	Bhutan	53	40	30	10	30	41.50	144T
	Kyrgyzstan	63	20	30	10	20	41.50	144T
	Burkina Faso	59	20	20	30	30	41.50	144T
	Cambodia	54	30	30	30	20	41.00	147
	Zimbabwe	65	20	20	10	10	40.50	148T
	Madagascar	55	30	30	10	30	40.50	148T
	Mali	54	30	30	30	10	40.00	150T

	COUNTRY	TRAVEL	TAXATION	PERCEPTION	DUAL CIT	FREEDOM	TOTAL SCORE	RANK
	 Tajikistan	58	30	30	10	10	40.00	150T
	 Angola	50	40	30	20	20	40.00	150T
	 Uzbekistan	57	30	30	10	10	39.50	153T
	 Togo	55	20	30	20	30	39.50	153T
	 Mauritania	59	20	30	10	20	39.50	153T
	 Cote d'Ivoire	57	20	20	30	20	39.50	153T
	 Guinea-Bissau	53	20	20	50	10	38.50	157T
	 Jordan	51	30	30	20	20	38.50	157T
	 Gabon	57	20	20	20	20	38.50	157T
	 Vietnam	54	30	20	20	10	38.00	160T
	 Senegal	56	20	20	20	20	38.00	160T
	 Egypt	50	30	20	30	20	38.00	160T
	 Central African Republic	52	20	30	30	20	38.00	160T
	 India	58	20	10	10	20	37.00	164T
	 Niger	54	20	20	10	30	37.00	164T
	 Djibouti	47	40	20	20	10	36.50	166T
	 Liberia	49	30	20	10	30	36.50	166T
	 Equatorial Guinea	55	20	20	20	10	36.50	166T
	 Sri Lanka	42	30	30	40	20	36.00	169T
	 Lebanon	40	40	20	30	30	36.00	169T
	 Burundi	50	20	20	30	20	36.00	169T
	 Guinea	55	20	20	10	10	35.50	172T
	 Chad	53	20	20	10	20	35.50	172T
	 Laos	50	30	20	10	10	35.00	174
	 Haiti	49	20	20	10	30	34.50	175T

	COUNTRY	TRAVEL	TAXATION	PERCEPTION	DUAL CIT	FREEDOM	TOTAL SCORE	RANK
	Algeria	51	20	20	20	10	34.50	175T
	Bangladesh	41	30	30	30	10	33.50	177T
	Myanmar	47	30	20	10	10	33.50	177T
	Turkmenistan	53	20	10	10	10	33.50	177T
	Cameroon	49	20	20	10	20	33.50	177T
	Kosovo	40	20	20	40	30	33.00	181T
	Nigeria	46	20	20	30	10	33.00	181T
	Republic of Congo	48	20	20	10	10	32.00	183
	South Sudan	43	20	10	30	20	31.50	184
	Ethiopia	44	20	20	10	20	31.00	185
	Iran	41	30	10	20	10	30.50	186
	Dem. Rep. of Congo	42	30	10	10	10	30.00	187
	Palestinian Territory	37	30	10	20	20	29.50	188
	Nepal	38	30	10	10	20	29.00	189
	Sudan	40	20	10	20	10	28.00	190
	Pakistan	32	20	20	30	20	27.00	191
	North Korea	39	20	10	10	10	26.50	192T
	Somalia	33	30	10	20	10	26.50	192T
	Libya	38	20	10	10	10	26.00	194T
	Eritrea	42	10	10	10	10	26.00	194T
	Syria	29	30	10	30	10	25.50	196
	Yemen	33	20	10	10	10	23.50	197
	Iraq	28	20	10	30	10	23.00	198
	Afghanistan	26	20	10	10	10	20.00	199



FOR INQUIRIES:

help@nomadcapitalist.com

TO BECOME A CLIENT:

www.nomadcapitalist.com

**NOMAD
CAPITALIST®**